







PROGRAMM 5

Rang	Name	Jahrg.	Verein	Verband							Total
1	Samuel Järmann	1999	TSV Rohrdorf	AG	4.7 13.650 1	3.4 11.150 15	4.3 12.800 1	4.8 13.833 1	4.1 11.650 9	4.2 12.450 2	25.5 75.533
2	Marc Heidelberger	2002	TV Rümlang	ZTV	4.6 12.450 8	3.8 12.100 7	3.9 11.800 9	4.0 12.667 7	4.0 12.000 7	3.1 11.200 12	23.4 72.217
3	Samuel Wällisch	2000	STV Eien-Kleindöttingen	AG	4.4 13.350 2	3.3 11.500 13	3.1 11.300 19	3.2 12.100 13	3.9 11.250 16	3.7 12.550 1	21.6 72.050
4	Luca Bottarelli	2002	SG Lugano	TI	3.7 12.850 3	4.4 11.500 13	4.2 11.900 8	4.0 12.167 12	4.5 12.800 1	3.6 10.500 19	24.4 71.717
5	Mattia Piffaretti	2002	SFG Chiasso	TI	4.4 11.850 16	4.3 12.250 5	4.0 12.350 3	2.8 11.233 21	4.0 11.100 18	3.8 12.150 3	23.3 70.933
6	Niklas Neuhäusel	2001	Deutschland	INTL	4.2 11.600 20	4.3 12.100 7	4.0 11.450 14	4.0 13.133 3	4.0 11.500 12	3.6 10.150 28	24.1 69.933
7	Luca Pollin	2000	Deutschland	INTL	3.7 11.050 26	3.7 11.750 9	3.8 12.200 5	4.0 12.433 8	3.8 10.350 33	4.0 11.800 4	23.0 69.583
8	Pascal Brendel	2003	Deutschland	INTL	4.2 12.450 8	3.5 10.150 29	3.8 10.950 23	2.8 11.367 19	4.4 12.800 1	4.0 11.700 6	22.7 69.417
9	Pietro Riva	2003	SFG Chiasso	TI	3.9 12.550 7	4.5 12.650 3	4.2 11.600 11	4.0 12.400 10	3.9 10.400 32	3.8 9.200 35	24.3 68.800
10	Maximilian Tamegger	1999	Österreich	INTL	4.7 12.800 4	3.4 9.950 33	2.7 9.300 37	4.4 13.167 2	3.7 12.050 6	4.2 11.500 10	23.1 68.767
11	David Bont	2002	TV Bülach	ZTV	4.3 11.000 28	4.4 12.550 4	3.7 11.500 12	2.8 11.667 17	3.8 10.300 34	3.9 11.600 8	22.9 68.617
12	Fabio Strauss	1999	TV Siblingen	SHTV	4.4 11.900 14	2.9 10.850 18	4.2 11.200 21	3.2 12.267 11	3.4 11.100 18	3.1 10.850 15	21.2 68.167
13	Fabien Herzog	1999	BTV Luzern	LU/OW/NW	5.0 11.200 25	3.8 9.100 36	4.1 12.550 2	4.0 13.133 3	4.1 10.450 29	4.1 11.600 8	25.1 68.033
14	Julian Weller	2000	Deutschland	INTL	4.7 12.350 10	3.7 11.750 9	3.1 10.000 32	4.0 12.833 6	3.5 10.500 27	4.1 9.750 29	23.1 67.183
15	Steven Hutter	2001	KTV Oberriet	SGTV	3.9 11.650 19	3.4 11.100 16	3.9 11.150 22	3.6 12.433 8	3.4 11.300 14	2.6 9.200 35	20.8 66.833
16	Nico Neeser	1999	STV Schlossrued	AG	4.5 12.700 5	4.1 10.950 17	3.9 11.450 14	2.8 10.667 28	3.9 10.450 29	3.0 10.450 21	22.2 66.667
17	Andri Stacher	2003	STV Frauenfeld	TG	3.7 11.050 26	3.2 10.100 30	3.2 11.450 14	2.4 11.200 22	3.8 12.000 7	2.7 10.450 21	19.0 66.250
18	Arne Halbisch	2003	Deutschland	INTL	3.9 11.900 14	4.0 10.400 25	2.6 10.000 32	4.0 12.100 13	3.9 11.000 21	2.8 10.600 17	21.2 66.000
19	Aslan Ün	2004	Deutschland	INTL	3.0 10.900 29	3.6 11.550 12	3.6 10.050 31	2.4 11.067 25	3.0 10.500 27	3.1 11.250 11	18.7 65.317
20	Benjamin Pfyffer	2002	TV Hegi	ZTV	4.2 10.400 31	4.0 12.150 6	2.6 10.650 25	2.8 9.967 32	3.4 11.150 17	2.6 10.500 19	19.6 64.817
21	Sonam Büwang	2002	TV Neftenbach	ZTV	4.1 12.250 11	3.6 10.500 24	2.7 10.200 29	2.2 10.400 31	3.7 10.800 24	2.9 10.550 18	19.2 64.700
22	Yari Maranta	2003	SFG Bellinzona	TI	4.0 11.850 16	4.0 10.650 22	3.5 10.500 26	2.4 10.633 29	3.9 11.550 10	2.7 8.650 39	20.5 63.833
23	Alexander Kunz	2003	Deutschland	INTL	4.3 11.400 23	2.8 9.900 34	3.2 10.700 24	2.8 11.167 23	3.5 11.050 20	3.5 9.450 34	20.1 63.667
24	Alan Laasner	2002	TV Rickenbach ZH	ZTV	3.8 12.050 13	3.5 10.300 27	2.4 9.850 36	2.4 10.767 27	2.7 8.950 40	3.1 10.300 25	17.9 62.217
25	Théo Ezahr	2000	E.G.A. Genève	GE	4.3 12.150 12	3.0 8.450 38	3.3 11.450 14	3.2 10.933 26	2.7 8.000 42	4.0 10.950 14	20.5 61.933
26	Marc Plieninger	2005	Deutschland	INTL	4.1 11.750 18	3.6 10.400 25	3.5 8.850 38	2.8 11.100 24	3.0 9.700 37	2.1 9.700 31	19.1 61.500

PROGRAMM 5

Rang	Name	Jahrg.	Verein	Verband							Total
27	Elia Hasler	2003	TSV Montlingen	SGTV	3.7 11.350 24	3.1 10.750 21	2.5 7.200 40	2.4 11.367 19	3.1 9.850 36	2.8 10.450 21	17.6 60.967
28	Tim Randegger	2000	TV Wädenswil	ZTV	4.8 12.650 6	4.4 12.750 2		4.8 13.133 3	3.6 12.250 3	3.8 9.650 32	21.4 60.433
29	Linus Rohner	2002	TV Niederwil	SGTV	3.6 11.600 20	4.4 13.000 1	3.9 12.200 5		3.9 12.100 5	3.5 9.600 33	19.3 58.500
30	Robin Ritzal	2000	Deutschland	INTL	2.4 4.800 35	2.8 8.950 37	2.7 10.000 32	3.2 11.900 15	2.9 10.000 35	3.3 8.550 40	17.3 54.200
31	Julian Hechelmann	2005	Deutschland	INTL	3.4 10.400 31	2.4 10.000 32	2.4 5.700 41	2.2 9.567 33	2.8 9.650 38	2.4 8.850 38	15.6 54.167
32	Gabriel Rentsch	2003	TV Zeglingen	NKL	3.1 10.450 30	2.2 2.600 42	2.5 10.150 30	2.2 10.433 30	2.5 8.250 41	2.0 4.400 42	14.5 46.283
33	Shane Schneider	2002	TV Nunningen	NKL	3.3 11.500 22	1.6 1.600 43	2.8 10.000 32	3.2 11.733 16	3.0 3.150 43	3.9 8.100 41	17.8 46.083
34	Kay Schlatter	2002	STV Wetzikon	ZTV		4.2 10.800 19	4.2 12.350 3		2.8 10.450 29	3.4 11.750 5	14.6 45.350
34	Lamine Delorme	2001	E.G.A. Genève	GE		4.1 11.700 11	4.2 11.400 18		3.7 10.600 26	3.8 11.650 7	15.8 45.350
36	Dominic Tamsel	2000	TV Wädenswil	ZTV		4.9 8.400 39	4.1 12.000 7		4.1 12.250 3	4.1 10.850 15	17.2 43.500
37	Janic Meier	2003	TV Maienfeld	GR		3.6 10.100 30	3.4 11.650 10		4.0 11.300 14	3.8 10.300 25	14.8 43.350
38	Silas Hittler	2002	Deutschland	INTL		3.7 10.650 22	3.3 11.250 20		3.6 11.000 21	3.3 10.300 25	13.9 43.200
39	Timo Eder	2005	Deutschland	INTL		3.7 10.800 19	2.6 10.250 28		2.9 10.950 23	2.0 9.750 29	11.2 41.750
40	Pepijn Habraken	1999	Niederlande	INTL	3.5 4.200 36			3.2 11.567 18	2.5 9.300 39	3.2 11.150 13	12.4 36.217
41	Benaja Munsch	2000	TV Ziefen	NKL		2.5 4.100 41	2.9 11.500 12		2.8 11.400 13	2.4 9.100 37	10.6 36.100
42	Maximilian Maier	2004	Deutschland	INTL		2.2 4.700 40	2.6 8.600 39		2.9 10.800 24	2.1 10.400 24	9.8 34.500
43	Shane Muchow	2000	Niederlande	INTL		2.6 9.550 35	2.4 10.500 26	0.0 0.000 34	3.1 11.550 10		8.1 31.600
44	Mateo Zuegc	2002	Kroatien	INTL		4.4 10.200 28					4.4 10.200
45	Teo Bartolec	2006	Kroatien	INTL	3.1 8.300 33						3.1 8.300
46	Noa Matusin	2000	Kroatien	INTL	3.8 6.350 34						3.8 6.350
47	Vito Nusak	2004	Kroatien	INTL	2.9 4.200 36						2.9 4.200