



















RANGLISTE TEAMFINALE - MANNSCHAFT

Rg.	Name	Jahrg.	■	⌚	⌚	Total
1	 Deutschland		26.050 1	26.200 1	24.950 2	77.200
	 Alexander Kunz	2003	5.50 13.650	4.90 13.300	4.80 13.000	15.20 39.950
	 Alexander Kirchner	2005	4.40 12.400	4.20 12.900	4.10 11.950	12.70 37.250
2	 England		23.400 5	25.700 3	25.850 1	74.950
	 Michael Goddard	2007	3.80 12.600	3.90 12.800	4.00 13.050	11.70 38.450
	 Euan Cox	2001	5.10 10.800	4.90 12.900	4.50 12.800	14.50 36.500
3	 Österreich		25.000 2	26.200 1	23.400 5	74.600
	 Gino Vetter	2006	4.60 13.400	4.20 12.850	3.80 12.550	12.60 38.800
	 Severin Kranzlmüller	1994	4.90 11.600	4.90 13.350	4.50 10.850	14.30 35.800
4	 Schweiz		24.100 3	25.050 4	24.500 4	73.650
	 Nicola Graber	1995	4.50 12.700	4.30 12.750	4.30 12.400	13.10 37.850
	 Julian Pitsis	2008	3.80 11.400	3.70 12.300	3.20 12.100	10.70 35.800
5	 Monaco		22.400 6	24.350 5	24.850 3	71.600
	 Lorenzo Aymes	2005	4.10 11.800	3.90 12.300	4.00 12.050	12.00 36.150
	 Kevin Crovetto	1992	3.50 10.600	3.30 12.050	4.30 12.800	11.10 35.450
6	 Polen		23.850 4	21.400 6	22.100 6	67.350
	 Kacper Ganczarek	2002	5.20 12.100	5.00 11.450	4.20 10.200	14.40 33.750
	 Christian Kuzdra	2006	3.70 11.750	3.40 9.950	3.40 11.900	10.50 33.600