

VTC Series

- Max. vacuum level : -93 kPa (-27.46 inHg)
- Max. flow rate : 1,364 NI/min (48.17 scfm)
- Supply air pressure : 3 ~ 6 bar, max 7 bar
(43.5~87 psi, max 101.5 psi)
- Air consumption : 194~608 NI/min (6.85~21.47 scfm)
- Supply air type : Dry compressed air
- Working temperature : -20°C to +80°C
- Noise level : 60~65 dBA



Main advantages




- Patented design.
- High vacuum flow and vacuum level.
- High operational reliability despite fluctuating or low compressed-air pressure.
- Intergrated high dirt holding capacity pleated filter.
- Automatic vacuum filter cleaning system.
- Compact size and light weight.
- Minimize energy consumption with AS-KIT (Air-saving kit)
- Air control / Vacuum release valves and Vacuum switch available.
- Easily mountable and interchangeable vacuum cartridge
- Long life time.



▲ BUS Cable

Order No.

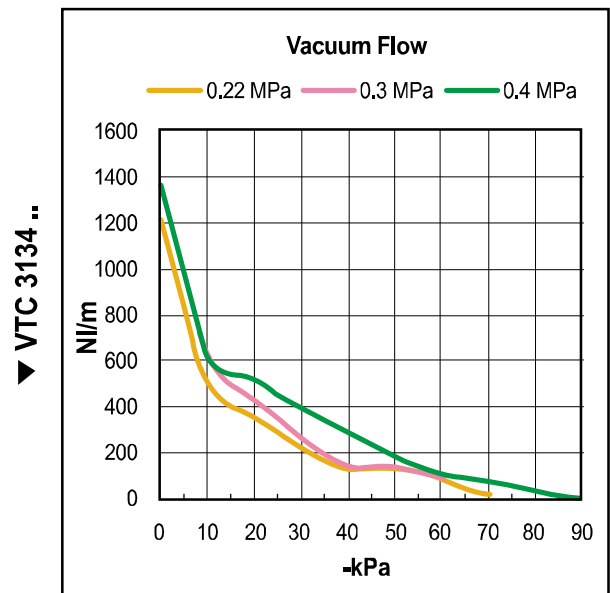
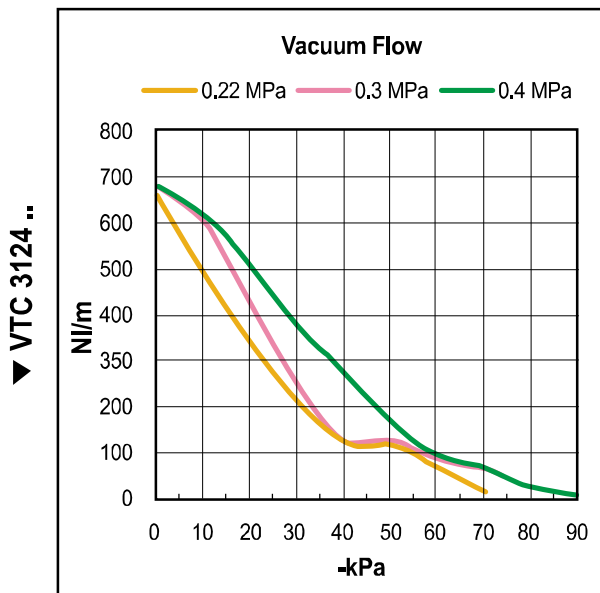
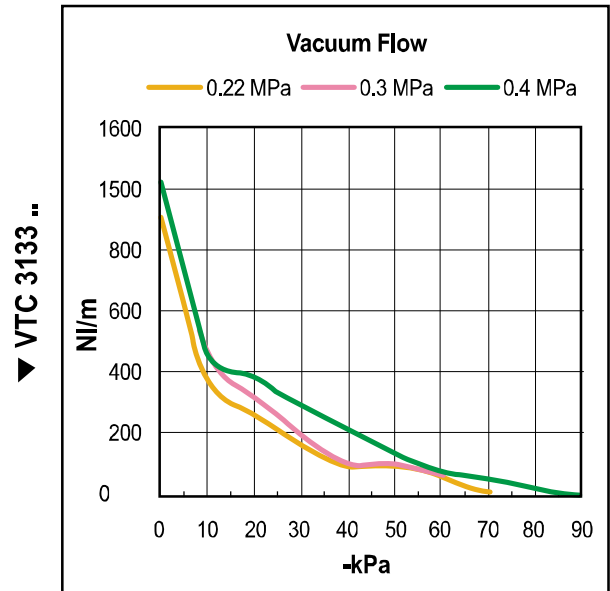
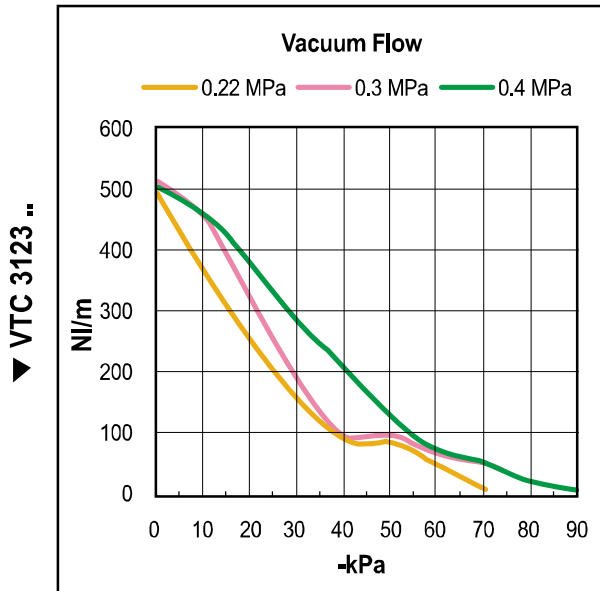
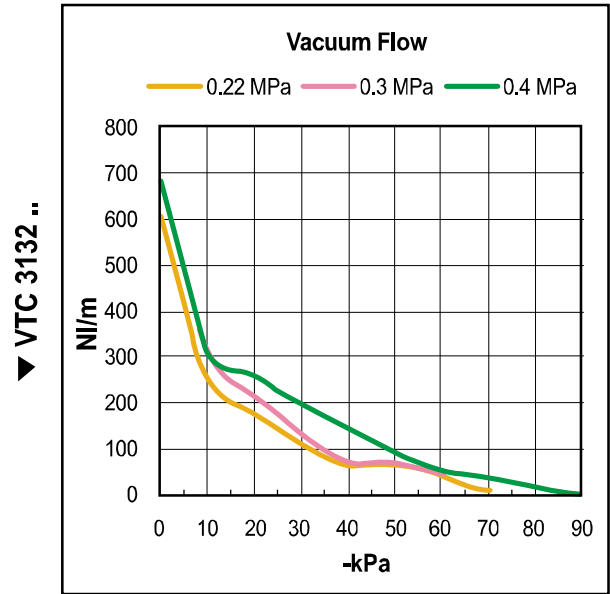
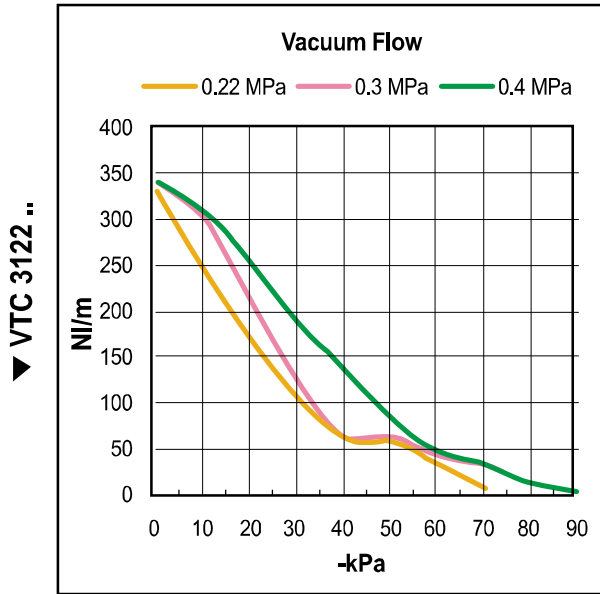
VTC 3134 - 2 - AS - A3 R3 - CL - S2 N V

①	②	③	④	⑤	⑥	⑦	⑧	⑨																																														
<p>① Series</p> <table border="1" style="width: 100%; border-collapse: collapse;"> <tr><td>VTC3122 - 2 stage nozzle x 2 ea</td></tr> <tr><td>VTC3123 - 2 stage nozzle x 3 ea</td></tr> <tr><td>VTC3124 - 2 stage nozzle x 4 ea</td></tr> <tr><td>VTC3132 - 3 stage nozzle x 2 ea</td></tr> <tr><td>VTC3133 - 3 stage nozzle x 3 ea</td></tr> <tr><td>• VTC3134 - 3 stage nozzle x 4 ea</td></tr> </table>	VTC3122 - 2 stage nozzle x 2 ea	VTC3123 - 2 stage nozzle x 3 ea	VTC3124 - 2 stage nozzle x 4 ea	VTC3132 - 3 stage nozzle x 2 ea	VTC3133 - 3 stage nozzle x 3 ea	• VTC3134 - 3 stage nozzle x 4 ea	<p>② Filter element & Connection port</p> <table border="1" style="width: 100%; border-collapse: collapse;"> <thead> <tr> <th style="width: 50%;">Material</th> <th style="width: 50%;">Connection port</th> </tr> </thead> <tbody> <tr> <td>• 2 Polyester (PE)</td> <td>BSP Thread(G)</td> </tr> </tbody> </table>	Material	Connection port	• 2 Polyester (PE)	BSP Thread(G)	<p>③ Air saving kit ( 108)</p> <table border="1" style="width: 100%; border-collapse: collapse;"> <tr> <td>No mark</td> <td>- Not attached</td> </tr> <tr> <td>• AS</td> <td>- Attached</td> </tr> </table>	No mark	- Not attached	• AS	- Attached	<p>④ Voltage of air supply control valve</p> <table border="1" style="width: 100%; border-collapse: collapse;"> <tr><td>A1 - AC110V</td></tr> <tr><td>A2 - AC220V</td></tr> <tr><td>• A3 - DC24V</td></tr> <tr><td>D1* - AC110V</td></tr> <tr><td>D2* - AC220V</td></tr> <tr><td>D3* - DC24V</td></tr> </table> <p><small>* D. : Double solenoid valve is available only with 'DN' or 'DL', section ⑥</small></p>	A1 - AC110V	A2 - AC220V	• A3 - DC24V	D1* - AC110V	D2* - AC220V	D3* - DC24V	<p>⑤ Voltage of vacuum release control valve</p> <table border="1" style="width: 100%; border-collapse: collapse;"> <tr><td>R1 - AC110V</td></tr> <tr><td>R2 - AC220V</td></tr> <tr><td>• R3 - DC24V</td></tr> </table>	R1 - AC110V	R2 - AC220V	• R3 - DC24V	<p>⑥ Solenoid Terminal</p> <table border="1" style="width: 100%; border-collapse: collapse;"> <tr><td>DN - DIN type without lead wire</td></tr> <tr><td>DL - DIN type with lamp without lead wire</td></tr> <tr><td>• CL* - Connector type with lamp & 0.3 m lead wire</td></tr> <tr><td>2B* - DIN type with '2 in 1' BUS cable <small>(Air control v/v + Vacuum release v/v)</small></td></tr> <tr><td>3B* - DIN type with '3 in 1' BUS cable <small>(Air control v/v + Vacuum release v/v + Digital switch)</small></td></tr> </table> <p><small>* Can not available with double solenoid valve</small></p> <p><small>※ Remark</small> CL : Available only with DC24V 3B : Available only with DC24V Available only with 'S2' or 'S2P', section ⑦</p> <p><small>☞ About 'BUS cable' ( 340, 341)</small></p>	DN - DIN type without lead wire	DL - DIN type with lamp without lead wire	• CL* - Connector type with lamp & 0.3 m lead wire	2B* - DIN type with '2 in 1' BUS cable <small>(Air control v/v + Vacuum release v/v)</small>	3B* - DIN type with '3 in 1' BUS cable <small>(Air control v/v + Vacuum release v/v + Digital switch)</small>	<p>⑦ Vacuum switch</p> <table border="1" style="width: 100%; border-collapse: collapse;"> <tr><td>No mark</td><td>- Vacuum gauge.</td></tr> <tr><td>• S2(P)</td><td>- Digital display output 2points, No analog supply M8-4Pin Connector type 0.3m lead wire.</td></tr> <tr><td>SG2(P)</td><td>- Digital display output 2 points, No analog supply Grommet type 4-Core 2m lead wire.</td></tr> <tr><td>SG3(P)</td><td>- Digital display output 2 points, Analog supply Grommet type 5-Core 2m lead wire.</td></tr> </table> <p><small>※ Remark: ① S..(P)</small>  Output type :PNP open collector</p> <p><small>② VCM8 42 : M8-4Pin connector wire. Only for type S2 or S2(P).</small></p>	No mark	- Vacuum gauge.	• S2(P)	- Digital display output 2points, No analog supply M8-4Pin Connector type 0.3m lead wire.	SG2(P)	- Digital display output 2 points, No analog supply Grommet type 4-Core 2m lead wire.	SG3(P)	- Digital display output 2 points, Analog supply Grommet type 5-Core 2m lead wire.	<p>⑧ Non-return valve</p> <table border="1" style="width: 100%; border-collapse: collapse;"> <tr> <td>No mark</td> <td>- Standard</td> </tr> <tr> <td>• N</td> <td>- Non-return valve.</td> </tr> </table>	No mark	- Standard	• N	- Non-return valve.	<p>⑨ Sealing</p> <table border="1" style="width: 100%; border-collapse: collapse;"> <tr> <td>No mark</td> <td>- Standard</td> </tr> <tr> <td>• V</td> <td>- Viton®</td> </tr> <tr> <td>E</td> <td>- EPDM</td> </tr> </table>	No mark	- Standard	• V	- Viton®	E	- EPDM
VTC3122 - 2 stage nozzle x 2 ea																																																						
VTC3123 - 2 stage nozzle x 3 ea																																																						
VTC3124 - 2 stage nozzle x 4 ea																																																						
VTC3132 - 3 stage nozzle x 2 ea																																																						
VTC3133 - 3 stage nozzle x 3 ea																																																						
• VTC3134 - 3 stage nozzle x 4 ea																																																						
Material	Connection port																																																					
• 2 Polyester (PE)	BSP Thread(G)																																																					
No mark	- Not attached																																																					
• AS	- Attached																																																					
A1 - AC110V																																																						
A2 - AC220V																																																						
• A3 - DC24V																																																						
D1* - AC110V																																																						
D2* - AC220V																																																						
D3* - DC24V																																																						
R1 - AC110V																																																						
R2 - AC220V																																																						
• R3 - DC24V																																																						
DN - DIN type without lead wire																																																						
DL - DIN type with lamp without lead wire																																																						
• CL* - Connector type with lamp & 0.3 m lead wire																																																						
2B* - DIN type with '2 in 1' BUS cable <small>(Air control v/v + Vacuum release v/v)</small>																																																						
3B* - DIN type with '3 in 1' BUS cable <small>(Air control v/v + Vacuum release v/v + Digital switch)</small>																																																						
No mark	- Vacuum gauge.																																																					
• S2(P)	- Digital display output 2points, No analog supply M8-4Pin Connector type 0.3m lead wire.																																																					
SG2(P)	- Digital display output 2 points, No analog supply Grommet type 4-Core 2m lead wire.																																																					
SG3(P)	- Digital display output 2 points, Analog supply Grommet type 5-Core 2m lead wire.																																																					
No mark	- Standard																																																					
• N	- Non-return valve.																																																					
No mark	- Standard																																																					
• V	- Viton®																																																					
E	- EPDM																																																					

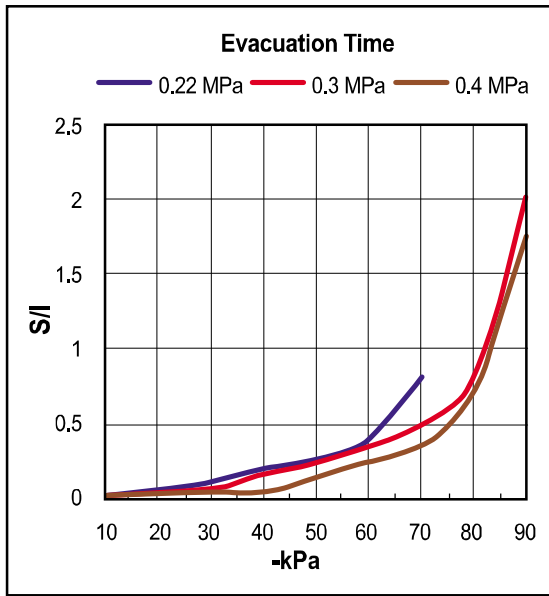
Performance Data

Model	MAX. Vacuum (-kPa)	Feed pressure (MPa)	Vacuum flow, NI/min, at different vacuum levels -kPa (-mmHg)									
			0 (0)	10 (75)	20 (150)	30 (225)	40 (300)	50 (375)	60 (450)	70 (525)	80 (600)	90 (675)
VTC 3122	75	0.22	328	245	176	106	62.8	57	33	9.2	-	-
	93	0.3	340	304	212	128	66	64	44	33	12.8	3.8
	93	0.4	342	308	255	188	138	86	46.6	34.6	13.8	4.2
VTC 3123	75	0.22	492	367	264	159	94	86	50	14	-	-
	93	0.3	510	456	318	192	99	96	66	50	19	6
	93	0.4	513	462	383	282	207	129	70	52	21	6.3
VTC 3124	75	0.22	656	490	352	212	126	114	66	18	-	-
	93	0.3	680	608	424	256	132	128	88	66	26	7.6
	93	0.4	684	616	510	376	276	172	93	69	28	8.4
VTC 3132	75	0.22	604	245	176	106	62.8	57	33	9.2	-	-
	93	0.3	676	304	212	128	66	64	44	33	12.8	3.8
	93	0.4	682	308	255	188	138	86	46.6	34.6	13.8	4.2
VTC 3133	75	0.22	902	368	264	159	94	86	50	14	-	-
	93	0.3	1014	456	318	192	99	96	66	50	19	6
	93	0.4	1023	462	383	282	207	129	70	52	21	6.3
VTC 3134	75	0.22	1208	490	352	212	126	114	66	18	-	-
	93	0.3	1352	608	424	256	132	128	88	66	26	7.6
	93	0.4	1364	616	510	376	276	172	93	69	28	8.4

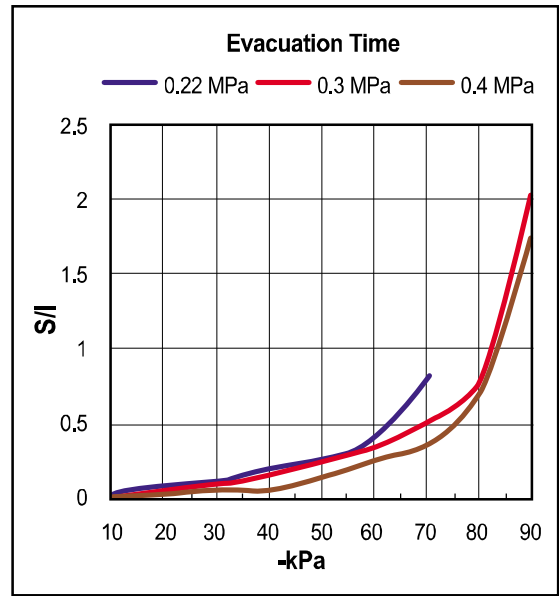
Model	Feed pressure (MPa)	Air consumption (NI/min)	Time, s/l, to evacuate a volume to different vacuum levels -kPa (-mmHg)								
			10 (75)	20 (150)	30 (225)	40 (300)	50 (375)	60 (450)	70 (525)	80 (600)	90 (675)
VTC 3122	0.22	194	0.018	0.065	0.108	0.2	0.25	0.395	0.81	-	-
	0.3	236	0.016	0.05	0.07	0.16	0.23	0.34	0.5	0.795	2.01
	0.4	304	0.014	0.029	0.043	0.05	0.13	0.25	0.355	0.71	1.75
VTC 3123	0.22	291	0.01	0.04	0.07	0.13	0.16	0.24	0.54	-	-
	0.3	354	0.009	0.03	0.06	0.1	0.13	0.21	0.26	0.4	1.27
	0.4	456	0.008	0.019	0.03	0.033	0.08	0.16	0.23	0.35	1.17
VTC 3124	0.22	388	0.008	0.03	0.05	0.095	0.12	0.18	0.4	-	-
	0.3	472	0.007	0.025	0.048	0.08	0.1	0.16	0.2	0.3	0.95
	0.4	608	0.006	0.015	0.023	0.025	0.06	0.12	0.17	0.26	0.87
VTC 3132	0.22	194	0.011	0.043	0.05	0.17	0.23	0.38	0.81	-	-
	0.3	236	0.01	0.032	0.045	0.15	0.22	0.33	0.48	0.78	1.98
	0.4	304	0.01	0.026	0.037	0.047	0.12	0.23	0.35	0.7	1.72
VTC 3133	0.22	291	0.006	0.03	0.038	0.1	0.14	0.24	0.54	-	-
	0.3	354	0.005	0.02	0.03	0.09	0.12	0.21	0.24	0.4	1.27
	0.4	456	0.004	0.01	0.02	0.03	0.06	0.14	0.2	0.33	1.13
VTC 3134	0.22	388	0.005	0.02	0.027	0.08	0.1	0.18	0.4	-	-
	0.3	472	0.004	0.018	0.02	0.07	0.09	0.16	0.2	0.3	0.95
	0.4	608	0.003	0.01	0.01	0.02	0.05	0.1	0.15	0.25	0.85



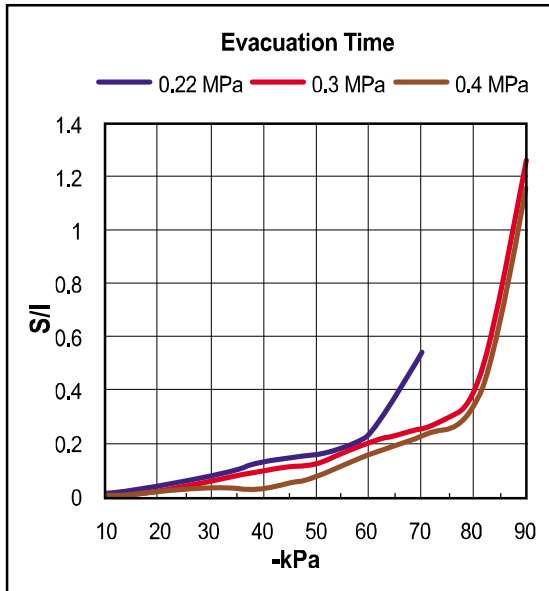
▼ VTC 3123 ..



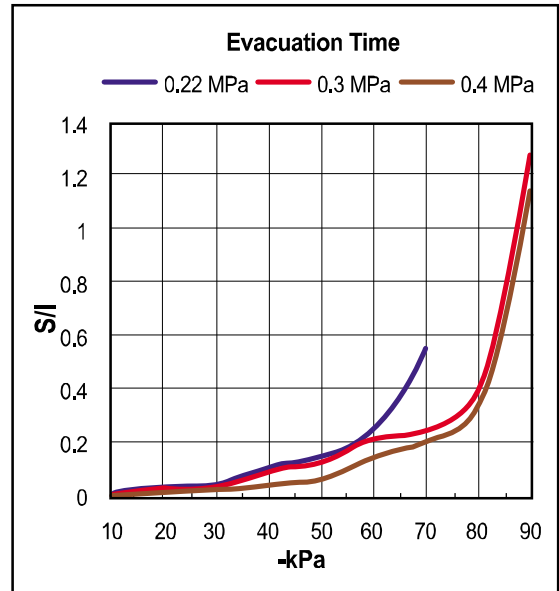
▼ VTC 3123 ..



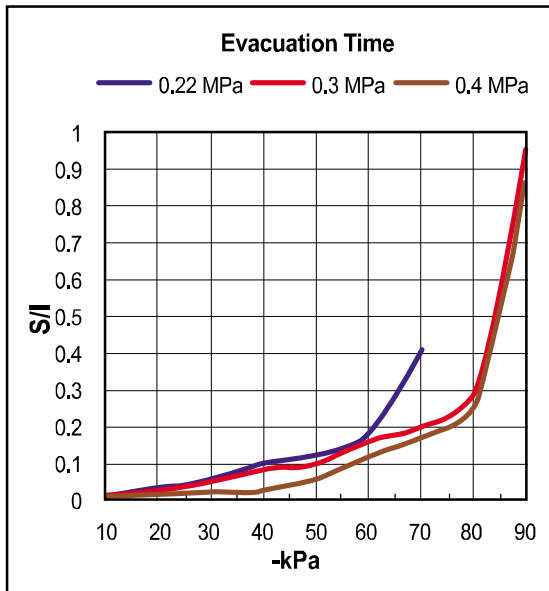
▼ VTC 3123 ..



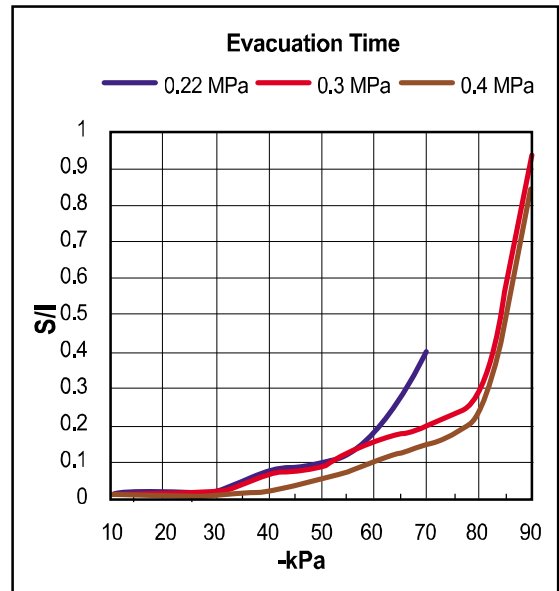
▼ VTC 3133 ..



▼ VTC 3124 ..



▼ VTC 3134 ..



VACUUM PUMPS

VTCL - Series

- Max. vacuum level : -75 kPa (-22.15 inHg)
- Max. flow rate : 1,448 NI/min (51.13 scfm)
- Supply air pressure : 4 ~ 6 bar, max 7 bar
(58~87 psi, max 101.5 psi)
- Air consumption : 140~416 NI/min (4.94~14.69 scfm)
- Supply air type : Dry compressed air
- Working temperature : -20°C to +80°C
- Noise level : 60~65 dBA



Main advantages

- Patented design.
- High vacuum flow and vacuum level.
- High operational reliability despite fluctuating or low compressed-air pressure.
- Intergrated high dirt holding capacity pleated filter.
- Automatic vacuum filter cleaning system.
- Compact size and light weight.
- Minimize energy consumption with AS-KIT (Air-saving kit)
- Air control / Vacuum release valves and Vacuum switch available.
- Easily mountable and interchangeable vacuum cartridge
- Long life time.




▲ BUS Cable

Order No.

VTCL 3134 - 2 - AS - A3 R3 - CL - S2 N V

- | | | | | | | | | | |
|---|---|---|---|---|---|---|---|---|---|
| ① | ① | ② | ③ | ④ | ⑤ | ⑥ | ⑦ | ⑧ | ⑨ |
|---|---|---|---|---|---|---|---|---|---|
- ① Series

VTCL3122 - 2 stage nozzle x 2 ea
VTCL3123 - 2 stage nozzle x 3 ea
VTCL3124 - 2 stage nozzle x 4 ea
VTCL3132 - 3 stage nozzle x 2 ea
VTCL3133 - 3 stage nozzle x 3 ea
• VTCL3134 - 3 stage nozzle x 4 ea
 - ② Filter element & Connection port

Material	Connection port
• 2 Polyester (PE)	BSP Thread(G)
 - ③ Air saving kit ( 108)



No mark - Not attached
• AS - Attached
 - ④ Voltage of air supply control valve

A1 - AC110V
A2 - AC220V
• A3 - DC24V
D1* - AC110V
D2* - AC220V
D3* - DC24V


* D. : Double solenoid valve is available only with 'DN' or 'DL', section ⑥
 - ⑤ Voltage of vacuum release control valve

R1 - AC110V
R2 - AC220V
• R3 - DC24V
 - ⑥ Solenoid Terminal

DN - DIN type without lead wire
DL - DIN type with lamp without lead wire
• CL* - Connector type with lamp & 0.3 m lead wire
2B* - DIN type with '2 in 1' BUS cable (Air control v/v + Vacuum release v/v)
3B* - DIN type with '3 in 1' BUS cable (Air control v/v + Vacuum release v/v + Digital switch)

* Can not available with double solenoid valve
 ※ Remark
 CL : Available only with DC24V
 3B : Available only with DC24V
 Available only with 'S2' or 'S2P', section ⑦
 **About 'BUS cable'** ( 340, 341)
 - ⑦ Vacuum switch

No mark - Vacuum gauge.
• S2(P) - Digital display output 2points, No analog supply M8-4Pin Connector type 0.3m lead wire.
SG2(P) - Digital display output 2 points, No analog supply Grommet type 4-Core 2m lead wire.
SG3(P) - Digital display output 2 points, Analog supply Grommet type 5-Core 2m lead wire.

※ Remark: ① S..(P)
 Output type :PNP open collector
 ② VCM8 42 : M8-4Pin connector wire.
 Only for type S2 or S2(P).
 - ⑧ Non-return valve

No mark - Standard
• N - Non-return valve.
 - ⑨ Sealing

No mark - Standard
• V - Viton®
E - EPDM

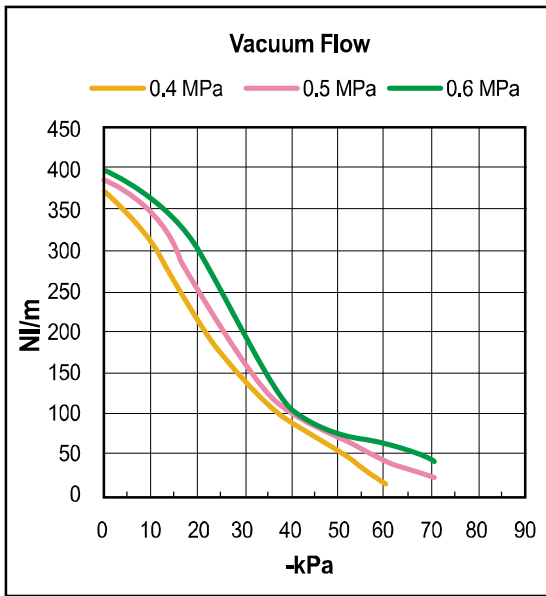
Performance Data

Model	MAX. Vacuum (-kPa)	Feed pressure (MPa)	Vacuum flow, NI/min, at different vacuum levels -kPa (-mmHg)									
			0 (0)	10 (75)	20 (150)	30 (225)	40 (300)	50 (375)	60 (450)	70 (525)	80 (600)	90 (675)
VTCL 3122	60	0.4	376	316	220	160	92	56	13.6	-	-	-
	70	0.5	390	352	260	164	100	75	46	23.8	-	-
	75	0.6	400	366	308	200	104	76	64	44	-	-
VTCL 3123	60	0.4	564	474	330	210	138	84	20.4	-	-	-
	70	0.5	585	528	390	246	150	112.5	69	33.9	-	-
	75	0.6	600	549	462	300	156	114	96	66	-	-
VTCL 3124	60	0.4	752	632	440	280	184	112	27.2	-	-	-
	70	0.5	780	704	520	328	200	150	92	45.2	-	-
	75	0.6	800	732	616	400	208	152	128	88	-	-
VTCL 3132	60	0.4	604	344	220	140	92	56	13.6	-	-	-
	70	0.5	688	392	260	164	100	75	46	23.8	-	-
	75	0.6	724	415	308	200	104	76	64	44	-	-
VTCL 3133	60	0.4	906	516	330	210	138	84	20.4	-	-	-
	70	0.5	1032	588	390	246	150	112.5	69	34	-	-
	75	0.6	1086	621	462	300	156	114	96	66	-	-
VTCL 3134	60	0.4	1208	688	440	280	184	112	27	-	-	-
	70	0.5	1376	784	520	328	200	150	92	45	-	-
	75	0.6	1448	828	616	400	208	152	128	88	-	-

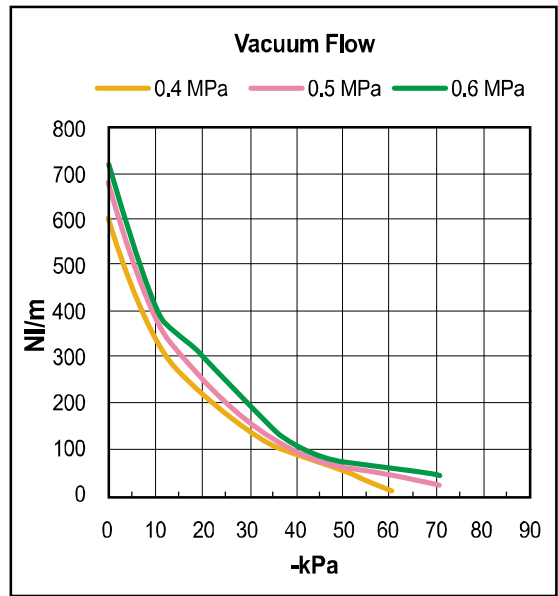
Model	Feed pressure (MPa)	Air consumption (NI/min)	Time, s/l, to evacuate a volume to different vacuum levels -kPa (-mmHg)								
			10 (75)	20 (150)	30 (225)	40 (300)	50 (375)	60 (450)	70 (525)	80 (600)	90 (675)
VTCL 3122	0.4	140	0.018	0.04	0.08	0.145	0.195	0.5	-	-	-
	0.5	170	0.014	0.036	0.075	0.125	0.15	0.2	0.4	-	-
	0.6	208	0.013	0.032	0.06	0.1	0.155	0.18	0.35	-	-
VTCL 3123	0.4	210	0.012	0.029	0.057	0.097	0.127	0.27	-	-	-
	0.5	255	0.009	0.028	0.05	0.083	0.1	0.13	0.26	-	-
	0.6	312	0.009	0.027	0.04	0.06	0.09	0.12	0.2	-	-
VTCL 3124	0.4	280	0.01	0.025	0.04	0.07	0.09	0.2	-	-	-
	0.5	340	0.0067	0.02	0.037	0.065	0.075	0.1	0.2	-	-
	0.6	416	0.006	0.02	0.03	0.055	0.073	0.09	0.15	-	-
VTCL 3132	0.4	140	0.017	0.037	0.073	0.14	0.19	0.45	-	-	-
	0.5	170	0.014	0.032	0.06	0.128	0.16	0.25	0.43	-	-
	0.6	208	0.012	0.03	0.047	0.098	0.15	0.2	0.32	-	-
VTCL 3133	0.4	210	0.016	0.03	0.05	0.09	0.12	0.26	-	-	-
	0.5	255	0.0085	0.028	0.05	0.08	0.1	0.13	0.26	-	-
	0.6	312	0.0079	0.02	0.04	0.06	0.09	0.12	0.2	-	-
VTCL 3134	0.4	280	0.0089	0.023	0.04	0.07	0.09	0.2	-	-	-
	0.5	340	0.0057	0.018	0.03	0.063	0.075	0.1	0.2	-	-
	0.6	416	0.0053	0.015	0.029	0.052	0.071	0.09	0.15	-	-



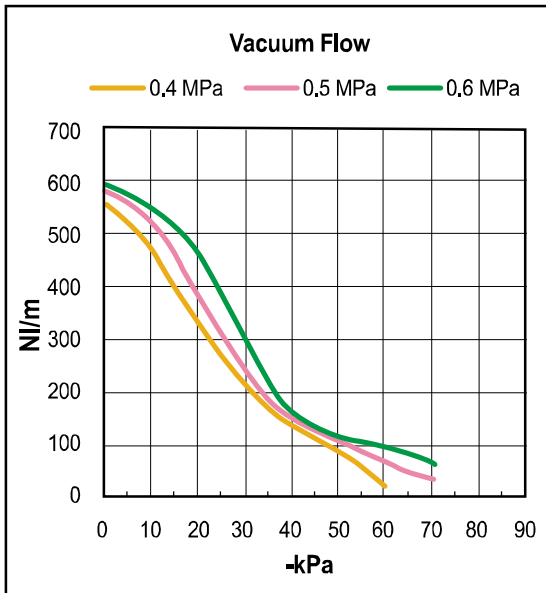
▼ VTCL 3122 ..



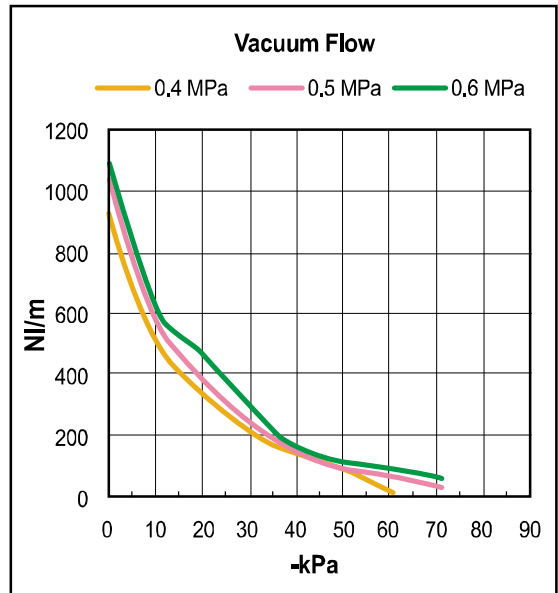
▼ VTCL 3132 ..



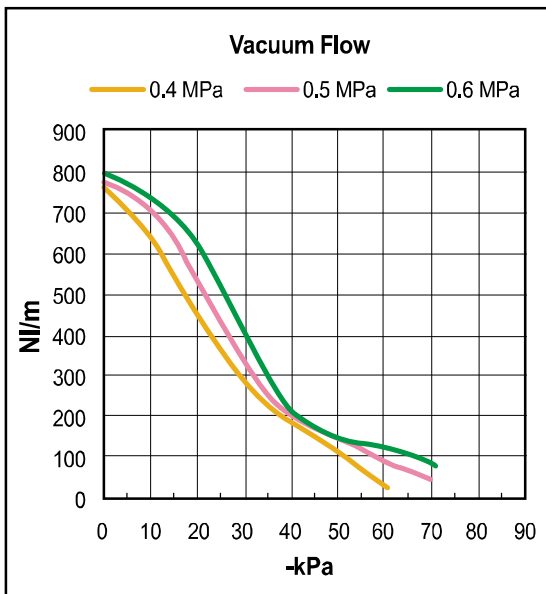
▼ VTCL 3123 ..



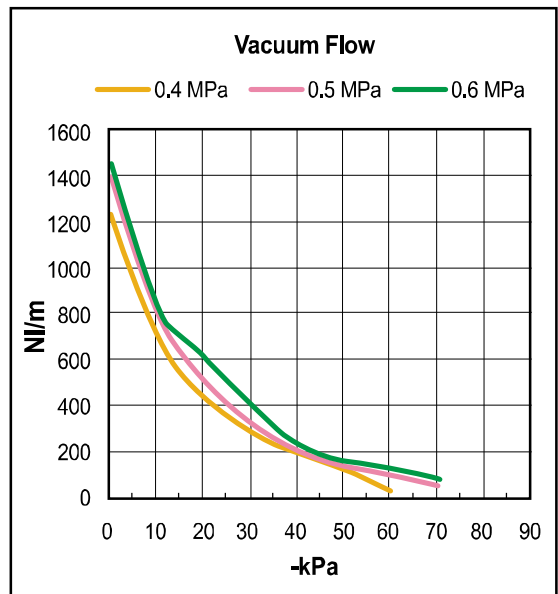
▼ VTCL 3133 ..



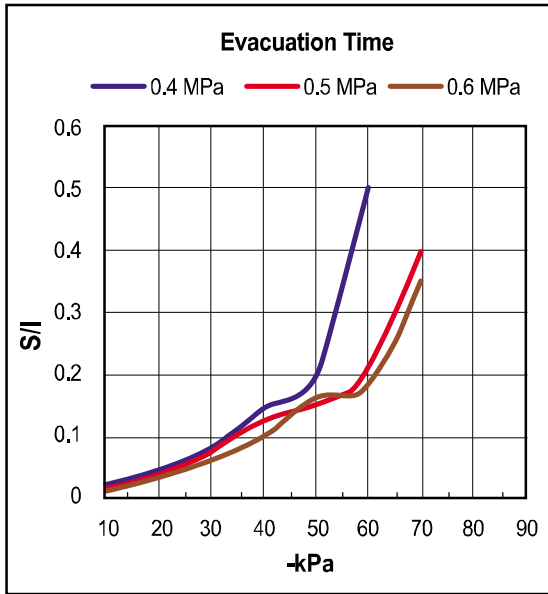
▼ VTCL 3124 ..



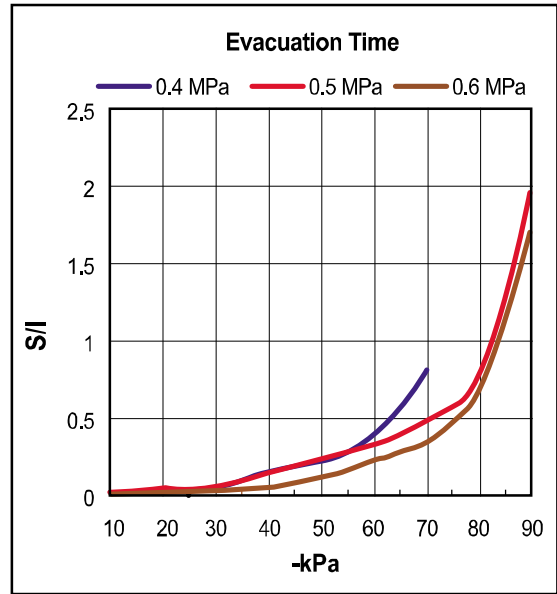
▼ VTCL 3134 ..



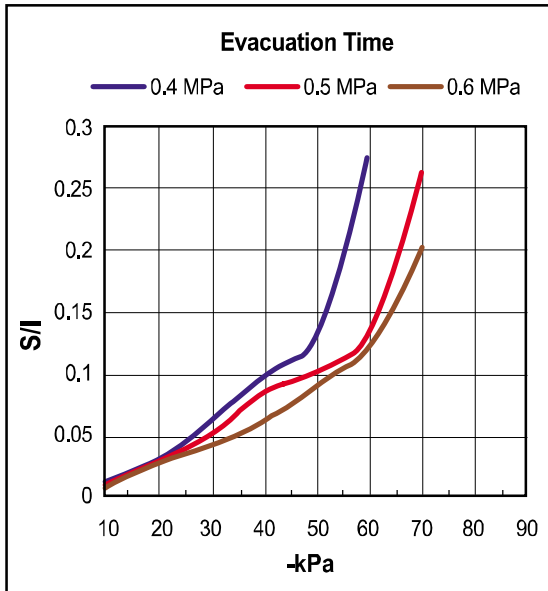
▼ VTCL 3122 ..



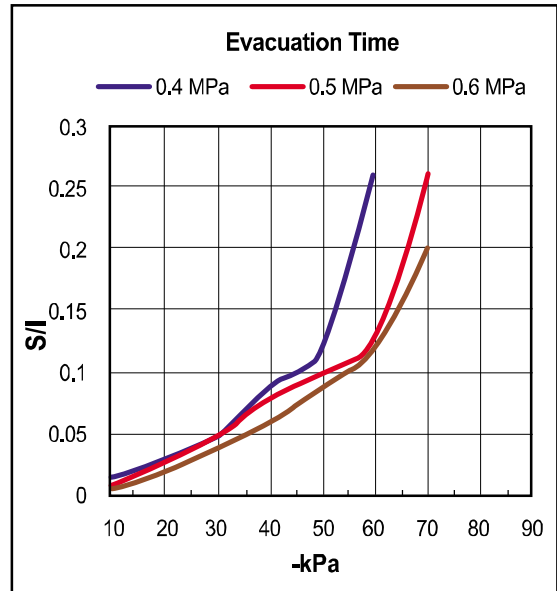
▼ VTCL 3132 ..



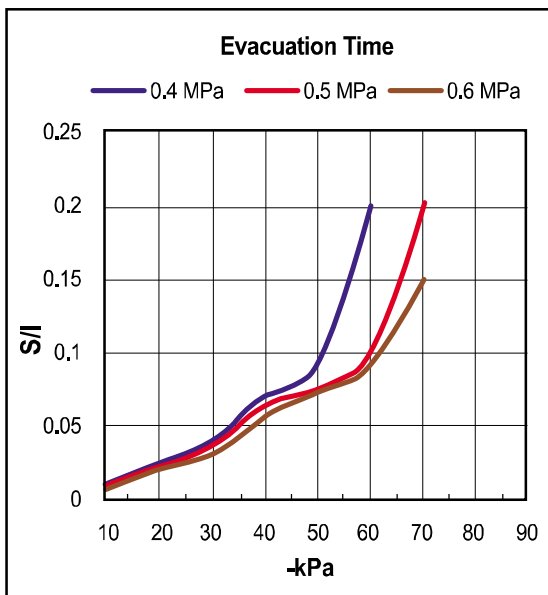
▼ VTCL 3123 ..



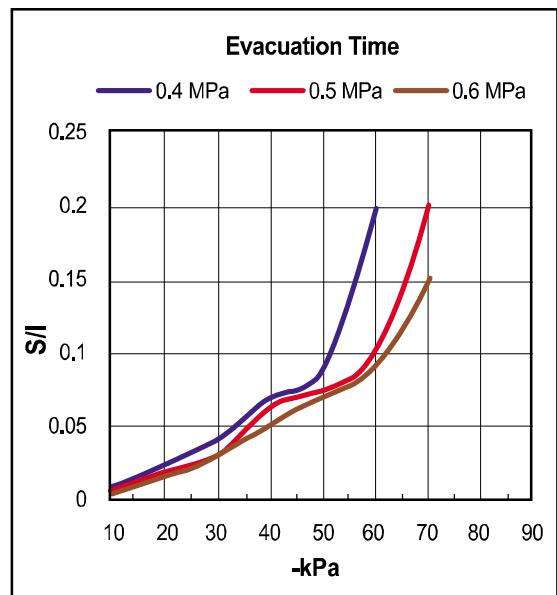
▼ VTCL 3133 ..



▼ VTCL 3124 ..



▼ VTCL 3134 ..

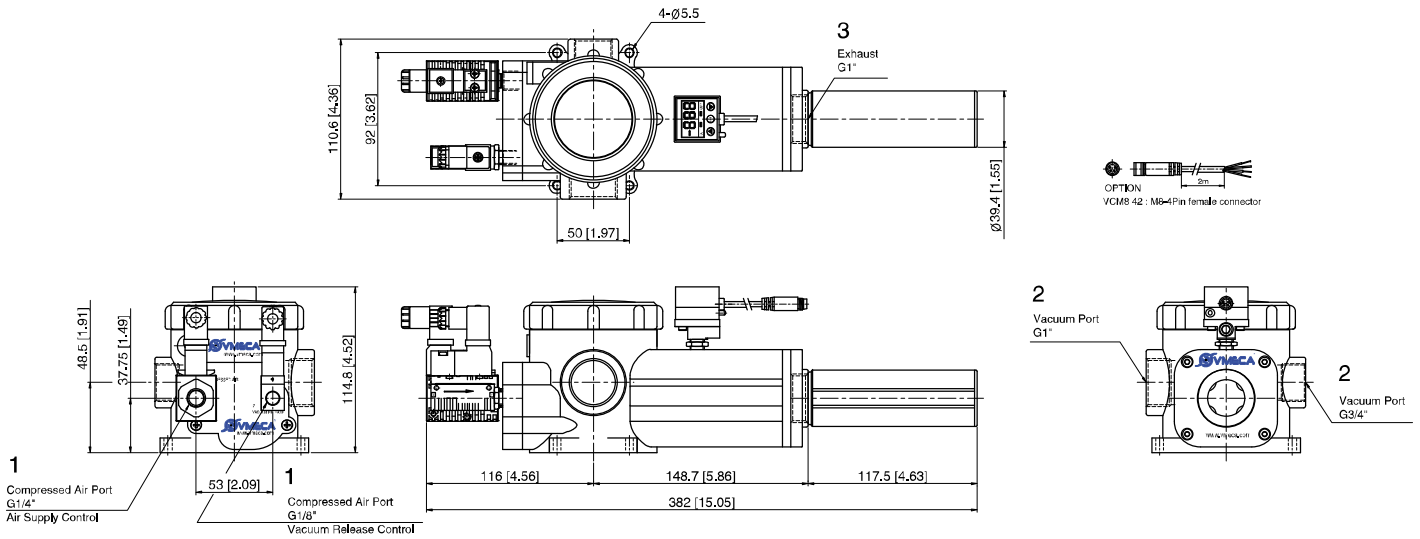


VACUUM PUMPS

Dimensional Information

With Air Control valve, Vacuum Release Control valve and Digital Vacuum Switch

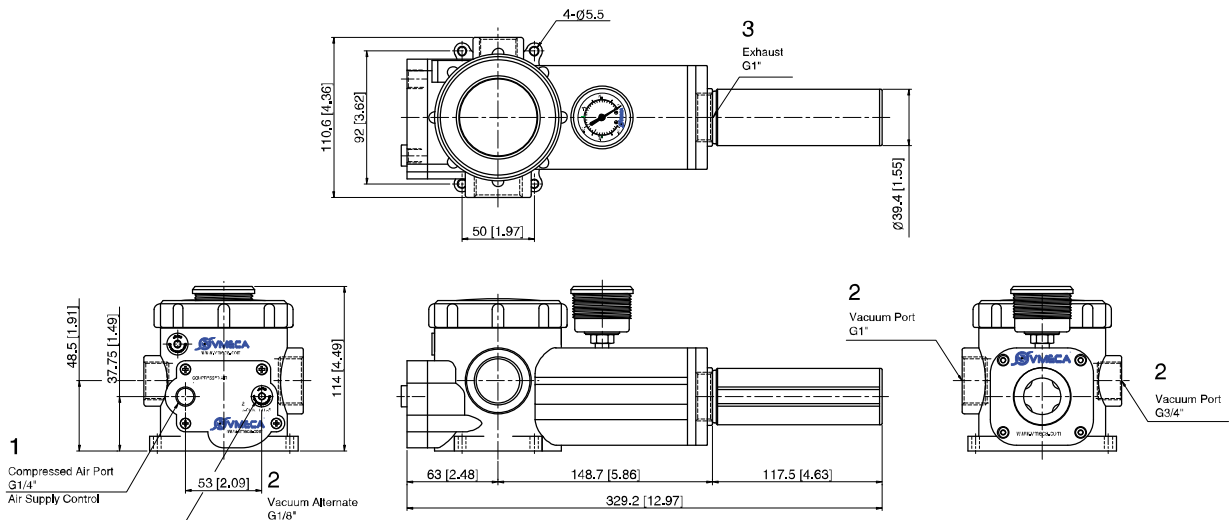
▼ Series VTC 313().. / VTCL 313()..



Measure unit : mm [in]

Standard

▼ Series VTC 313().. / VTCL 313()..

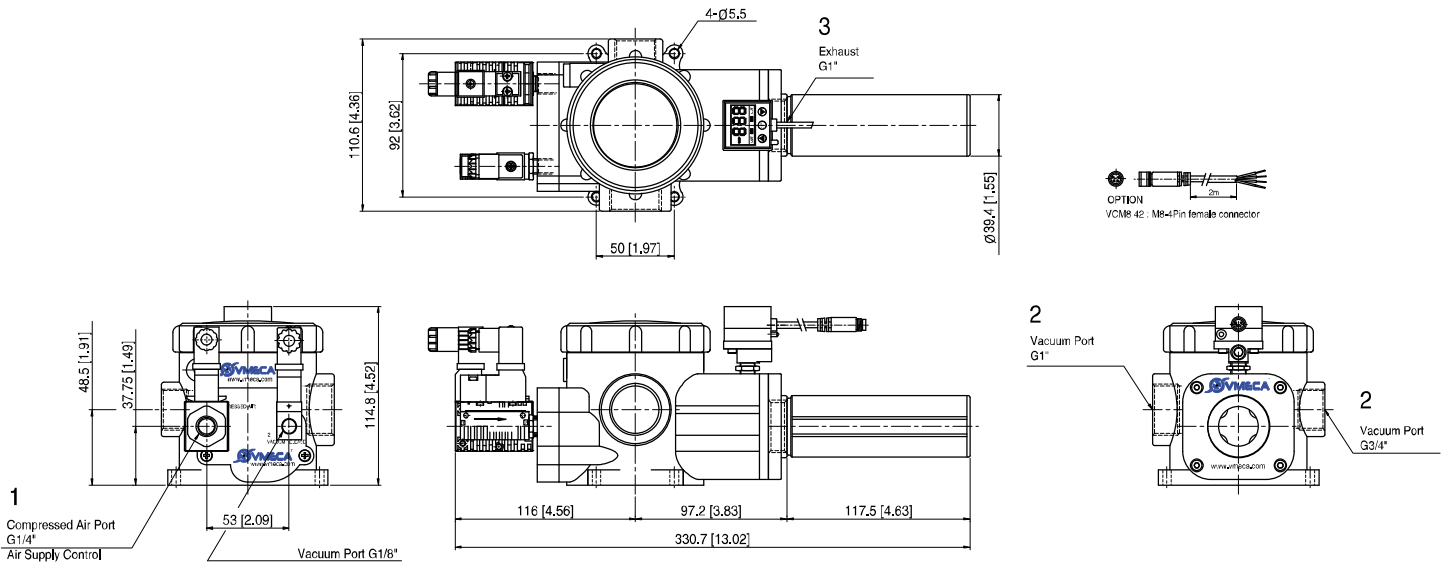


Measure unit : mm [in]

Dimensional Information

With Air Control valve, Vacuum Release Control valve and Digital Vacuum Switch

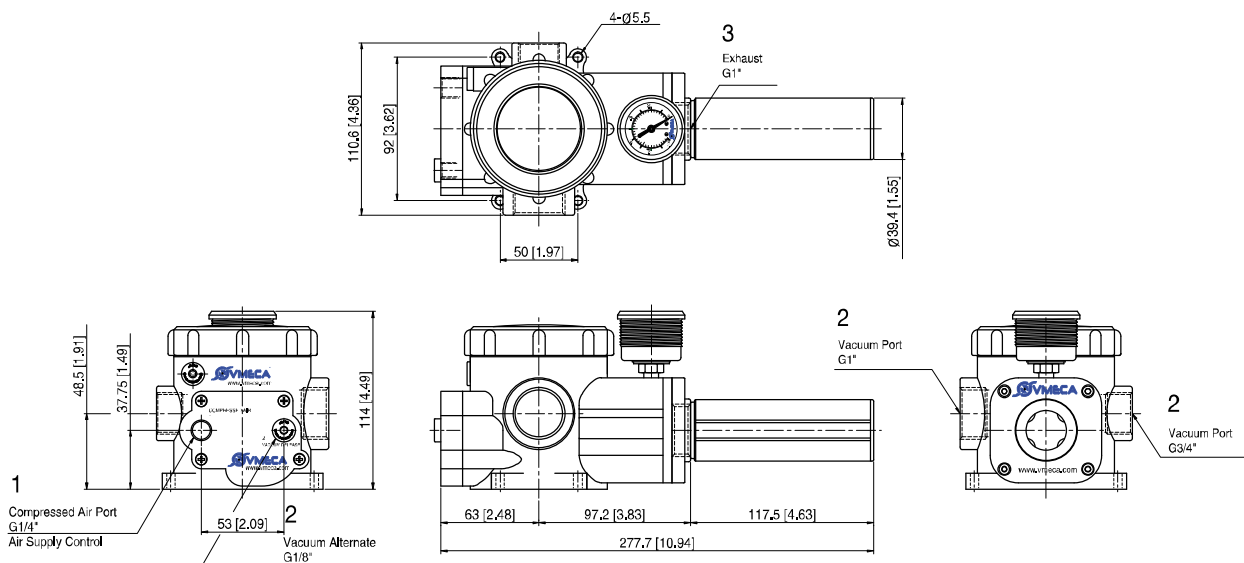
▼ Series VTC 312().. / VTCL 312()..



Measure unit : mm [in]

Standard

▼ Series VTC 312().. / VTCL 312()..



Measure unit : mm [in]